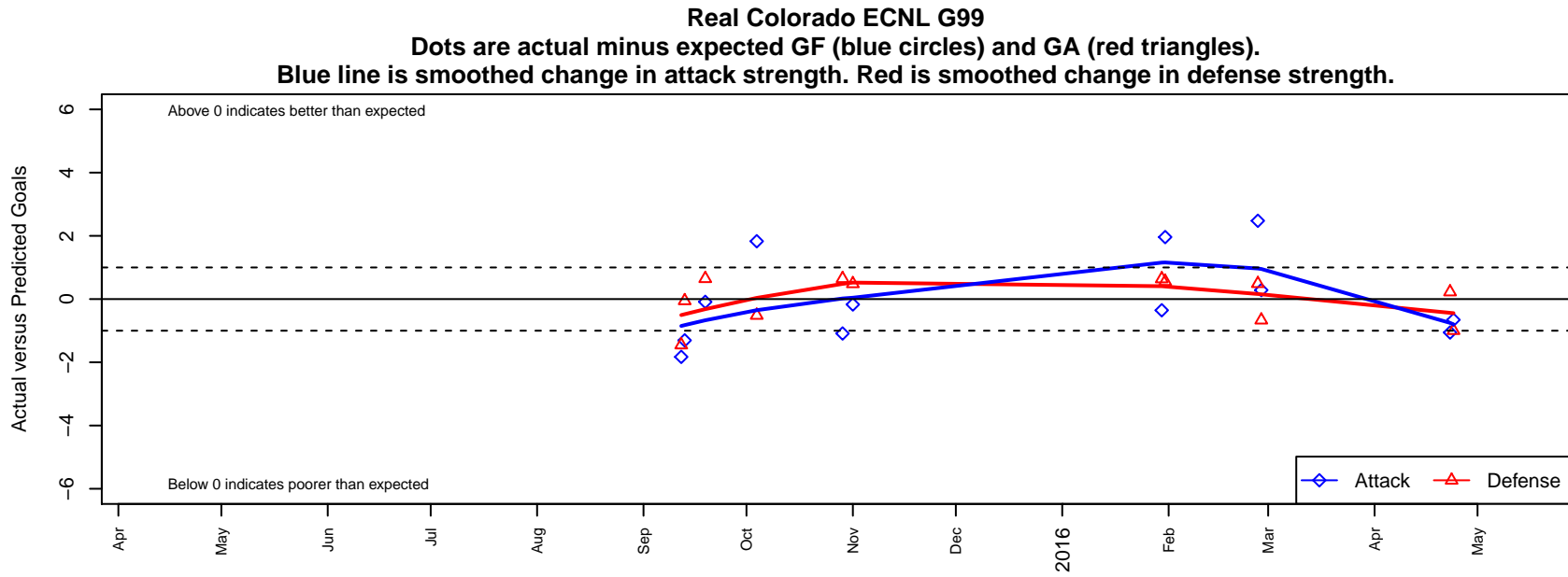


Real Colorado ECNL G99

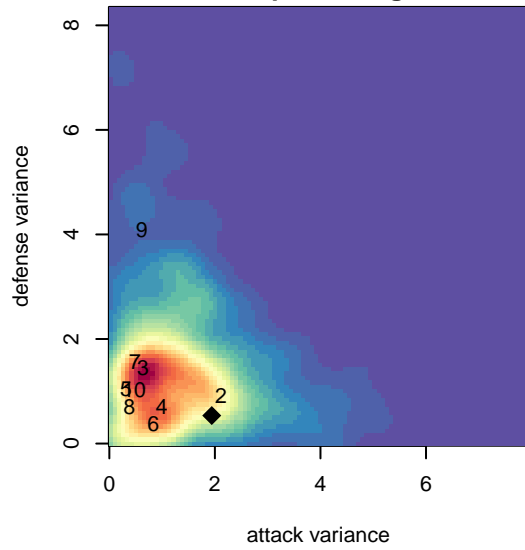
, CO
G99 total strength=2073
attack=90.6 defense=75
fall league = ECNL U16

alt names used:
Real Colorado ECNL U16

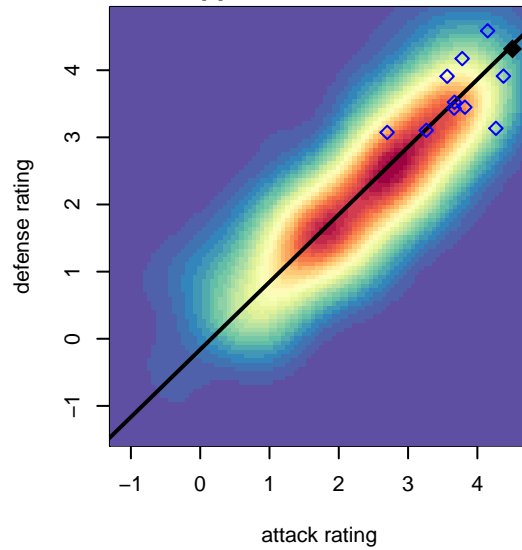
Venues played:
2015 ECNL U16



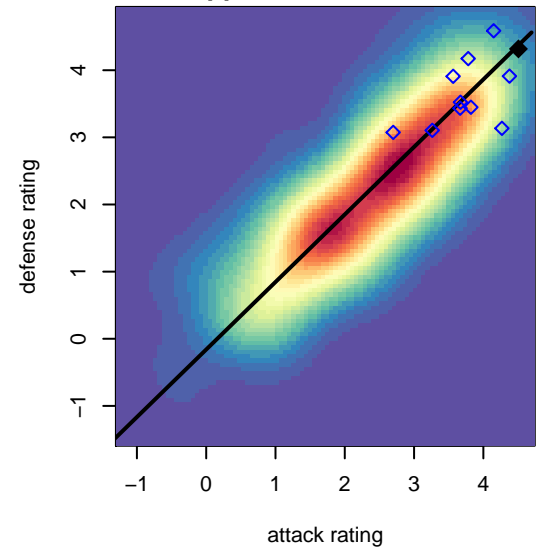
attack and defense variance (black dot)
relative to other teams
and top 10 in region



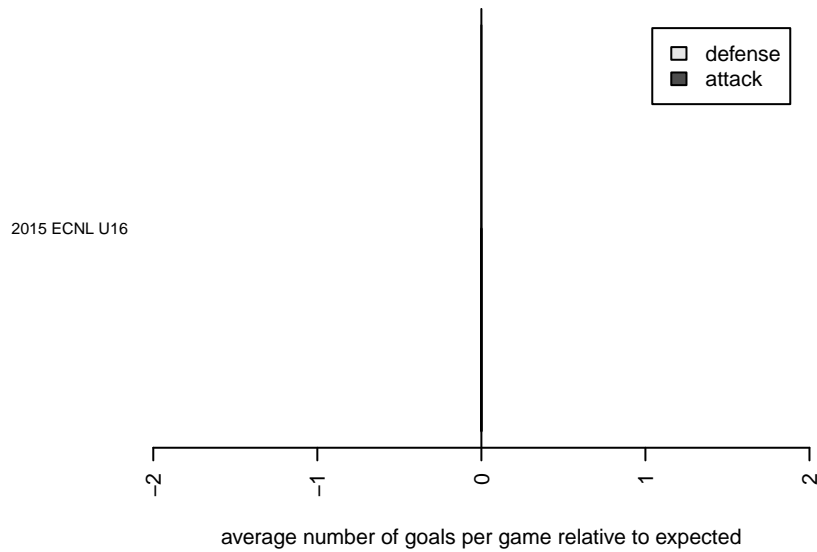
attack and defense rating
relative to others at age
and all opponents in last 13 months



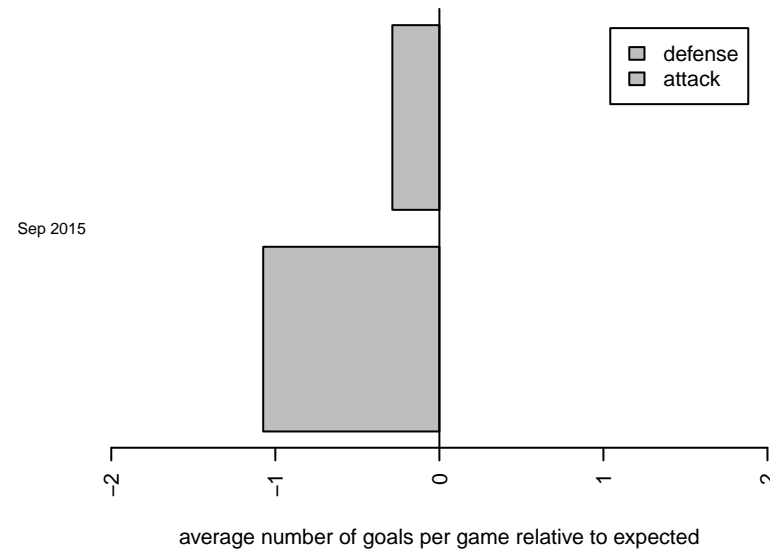
attack and defense rating
relative to others at age
and all opponents in last 13 months



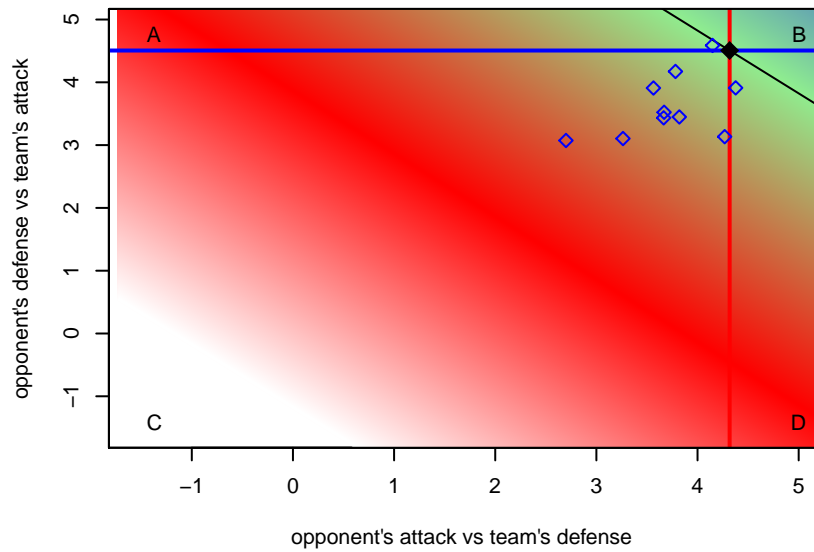
Performance relative to 13 month average



Performance relative to 13 month average



Distribution of opponents
 Red = Lose zone, Blue = Win zone, Green = Even
 Black line separates win/lose zones



lot. A=Neither has attack advantage, B=Opponent has both attack and defense advantage, C=Opponent has both attack and defense disadvantage, D=Both have

date	home		away		venue	pred.home	pred.away
2016-04-24	Real Colorado ECNL G99	1	Crossfire Premier ECNL G99	2	2015 ECNL U16	1.66	1.00
2016-04-23	Real Colorado ECNL G99	3	WPFC A ENCL G99	0	2015 ECNL U16	4.06	0.23
2016-02-28	Real Colorado ECNL G99	4	Crossfire OR United ECNL G99	1	2015 ECNL U16	3.72	0.33
2016-02-27	Real Colorado ECNL G99	5	FC Portland ECNL G99	0	2015 ECNL U16	2.52	0.49
2016-01-31	Santa Rosa United ECNL G99	0	Real Colorado ECNL G99	5	2015 ECNL U16	0.56	3.04
2016-01-30	San Juan SC ECNL G99	0	Real Colorado ECNL G99	1	2015 ECNL U16	0.64	1.35
2015-11-01	Real Colorado ECNL G99	3	Colorado Rush ECNL G99	0	2015 ECNL U16	3.17	0.48
2015-10-29	Real Colorado ECNL G99	0	Colorado Storm ECNL G99	0	2015 ECNL U16	1.09	0.65
2015-10-04	Colorado Rush ECNL G99	1	Real Colorado ECNL G99	5	2015 ECNL U16	0.48	3.17
2015-09-19	Colorado Storm ECNL G99	0	Real Colorado ECNL G99	1	2015 ECNL U16	0.65	1.09
2015-09-13	De Anza Force ECNL G99	1	Real Colorado ECNL G99	2	2015 ECNL U16	0.95	3.31
2015-09-12	MVLA ECNL G99	2	Real Colorado ECNL G99	0	2015 ECNL U16	0.55	1.83